


***Recovery of raw materials
Protection of valuable machines***



***Technology
Full of
Attraction***



**wagner
magnete**

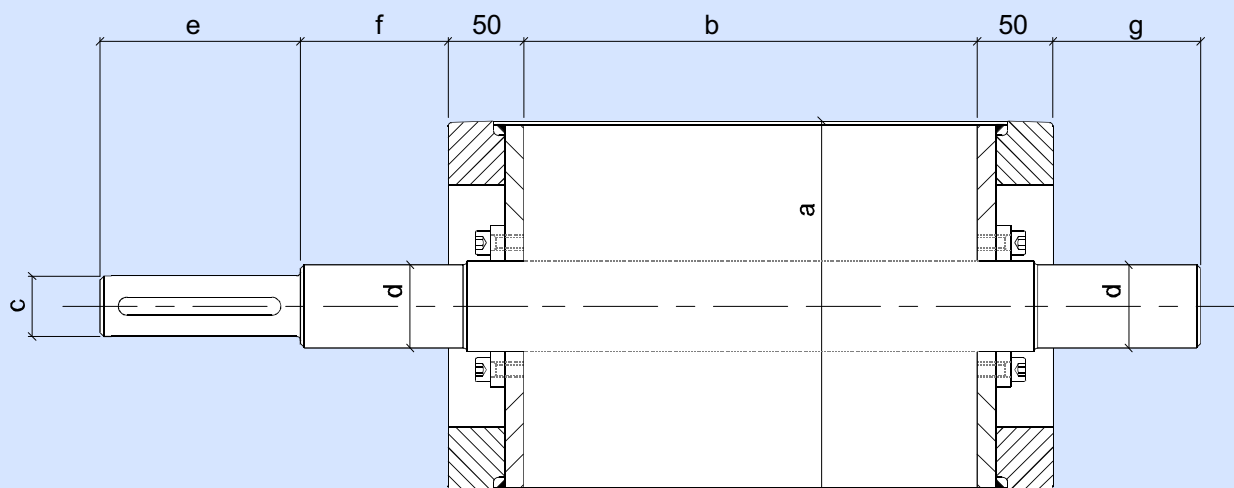
Wagner Magnete GmbH & Co. KG
Spann- und Umwelttechnik
Obere Straße 15
D- 87751 Heimertingen
Telefon (08335) 980-0
Telefax (08335) 980-270
Internet www.wagner-magnete.de
E-Mail info@wagner-magnete.de

PERMANENT MAGNETIC PULLEYS

All pulleys with a diameter from 250 mm provide one-piece shafts with clamping sets or flanged shaft journals. The pulley length depends on the width of the conveyor, the pulley diameter is selected depending on the project type. Please note in this connection the type of material to be conveyed, the size of the ferrous parts to be separated, and the existing layer thickness.

The belt speed specified in the table should not be exceeded. The material to be conveyed must, in particular in case of free-flowing bulk materials and when using strong magnetic systems, be provided with cross studs to ensure that the ferrous parts are separated and discharged safely from the magnetic field. We adjust the shaft sizes to the customer's requirements.

DIMENSIONS AND TECHNICAL DATA							
type	belt width mm	layer height mm	max. belt speed m/s	overall dimensions mm			weight kg
				length	width	height	
0431(N)-20/40	400	25-40	0,6	820	210	210	90
0431(N)-20/50	500	25-40	0,6	920	210	210	120
0431(N)-20/65	650	25-40	0,6	1070	210	210	150
0431(N)-20/80	800	25-40	0,6	1220	210	210	180
0431(N)-20/100	1000	25-40	0,6	1420	210	210	200
0431(N)-20/120	1200	25-40	0,6	1620	210	210	220
0431(N)-25/40	400	35-50	0,7	850	260	260	120
0431(N)-25/50	500	35-50	0,7	950	260	260	160
0431(N)-25/65	650	35-50	0,7	1100	260	260	200
0431(N)-25/80	800	35-50	0,7	1270	260	260	240
0431(N)-25/100	1000	35-50	0,7	1470	260	260	270
0431(N)-25/120	1200	35-50	0,7	1670	260	260	300
0431(N)-30/40	400	40-60	0,8	850	310	310	140
0431(N)-30/50	500	40-60	0,8	950	310	310	190
0431(N)-30/65	650	40-60	0,8	1100	310	310	230
0431(N)-30/80	800	40-60	0,8	1270	310	310	280
0431(N)-30/100	1000	40-60	0,8	1470	310	310	310
0431(N)-30/120	1200	40-60	0,8	1670	310	310	340
0431(N)-40/40	400	50-100	1,0	870	410	410	200
0431(N)-40/50	500	50-100	1,0	970	410	410	220
0431(N)-40/65	650	50-100	1,0	1120	410	410	280
0431(N)-40/80	800	50-100	1,0	1290	410	410	330
0431(N)-40/100	1000	50-100	1,0	1490	410	410	420
0431(N)-40/120	1200	50-100	1,0	1690	410	410	510
0431(N)-50/65	650	60-110	1,31	1150	510	510	580
0431(N)-50/80	800	60-110	1,31	1300	510	510	710
0431(N)-50/100	1000	60-110	1,31	1500	510	510	820
0431(N)-50/120	1200	60-110	1,31	1700	510	510	980
0431(N)-63/80	800	75-140	1,67	1480	630	630	920
0431(N)-63/100	1000	75-140	1,67	1680	630	630	1130
0431(N)-63/120	1200	75-140	1,67	1880	630	630	1300



Changes of dimensions and design are subject to alternations!

DIMENSIONS AND TECHNICAL DATA

diameter a mm	magnet width mm	c mm	d mm	e mm	f mm	g mm
205	400	35h6	45h9	125	110	80
205	500	35h6	45h9	125	110	80
205	650	35h6	45h9	125	110	80
205	800	35h6	45h9	125	110	80
205	1000	35h6	45h9	125	110	80
205	1200	35h6	45h9	125	110	80
255	400	40h6	50h9	125	125	95
255	500	40h6	50h9	125	125	95
255	650	40h6	50h9	125	125	95
255	800	40h6	50h9	125	125	95
255	1000	40h6	50h9	125	125	95
255	1200	40h6	50h9	125	125	95
306	400	40h6	55h9	125	125	95
306	500	40h6	55h9	125	125	95
306	650	40h6	55h9	125	125	95
306	800	40h6	55h9	125	125	95
306	1000	40h6	55h9	125	125	95
306	1200	40h6	55h9	125	125	95
406	400	60h6	65h9	105	148	116
406	500	60h6	65h9	105	148	116
406	650	60h6	65h9	105	148	116
406	800	60h6	65h9	105	148	116
406	1000	60h6	65h9	105	148	116
406	1200	60h6	65h9	105	148	116
508	650	70h6	75h9	105	158	130
508	800	70h6	75h9	105	158	130
508	1000	70h6	75h9	105	158	130
508	1200	70h6	75h9	105	158	130
630	800	90h6	100h9	103	263	205
630	1000	90h6	100h9	103	263	205
630	1200	90h6	100h9	103	263	205



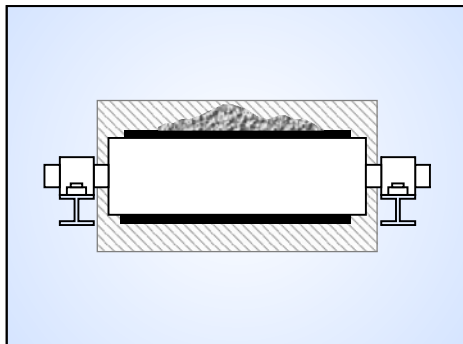
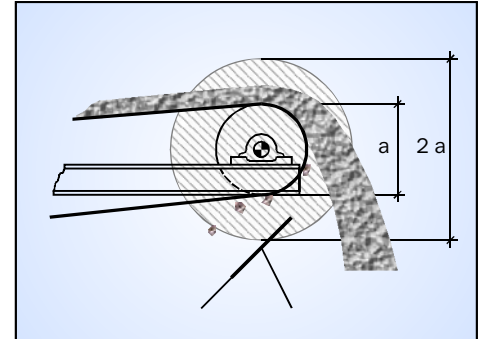
The magnetic separators can also be delivered as devices protected against explosions according to ATEX 95 (RL94/9). For additional information, please see our I Ex-1 leaflet!

PERMANENT MAGNETIC PULLEYS

Simply competitively

Magnetic pulleys are used instead of head pulleys. The magnetic field extends over the whole circumference of the pulley. The ferrous parts attracted are held within the area of the angle of wrap until they are discharged on bottom side of the pulley.

Magnetic pulleys are preferably used for low bulk heights or the separation of hidden and covered ferrous parts.



Nonmagnetic area

Within the hatched area no magnetizable constructional elements must be used, as otherwise the magnetic force of the magnets is reduced. In addition this may result in accumulation of ferrous materials on these constructional elements. And this will hamper the discharge of ferrous materials and lead to material back-ups. The diameter of the hatched area corresponds to twice the pulley diameter. No magnetic field emerges on the front sides of the pulley.

Neodymium magnets for special requirements

For special requirements the Wagner magnetic pulleys are provided with heavy-duty neodymium material. This ensures high discharge rates even with less magnetizable ferrous parts.

These magnets have proven their worth also for separating smallest ferrous parts. Neodymium magnets feature extremely high attractive forces in close-up range, but must only be used for temperatures of 80° C maximum.

Designs:

Standard design with bearings
S-1: design without bearings
0431N: neodymium magnetic pulley

Friction lining:

G5: rubber 5 mm
GR8: profile rubber 8 mm
GB: crowned rubber lining
GRB: crowned profile rubber lining

PULLEY DIAMETER WITH ADDITIONAL FRICTION LINING

type	lining without convexity		crowned rubber lining		crowned profile rubber lining	
	G5	GR8	belt < 800	belt >= 800	belt < 800	belt >= 800
0431(N)-15/...	164	170	168	170	174	176
0431(N)-20/...	215	221	219	221	225	227
0431(N)-24/...	250	256	254	256	260	262
0431(N)-25/...	265	271	269	271	275	277
0431(N)-30/...	316	322	320	322	326	328
0431(N)-40/...	416	422	420	422	426	428
0431(N)-45/...	470	476	474	476	480	482
0431(N)-50/...	518	524	522	524	528	530
0431(N)-63/...	640	646	644	646	650	652
0431(N)-80/...	830	836	834	836	840	842